

HITACHI

Inspire the Next


SPLIT TYPE AIR CONDITIONER

INDOOR UNIT

MODEL

**RAK-18NH6AS
RAK-18NH6A
RAK-25NH6A
RAK-35NH6A
RAK-50NH6A**

INDOOR UNIT

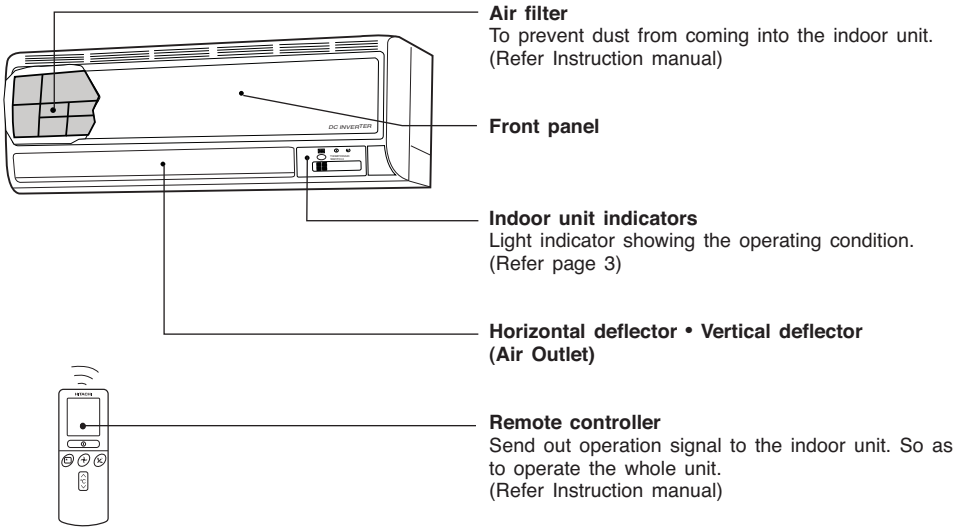


**RAK-18NH6AS
RAK-18NH6A
RAK-25NH6A
RAK-35NH6A
RAK-50NH6A**



NAMES AND FUNCTIONS OF EACH PART

INDOOR UNIT



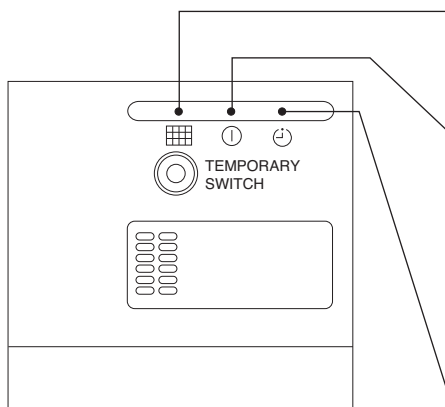
NOTE

- Air cleansing filters are washable and can be use in 1 year time. Type number for this air cleansing filter is <SPX-CFH20>. Please use this number for ordering when you want to renew it.
- Air cleansing filter should be cleaned every month or sooner if noticeable loading occurs. When used overtime, it may loose its deodorizing function. For maximum performance, it is recommended to replace it every 1 year depending on application requirements.

MODEL NAME AND DIMENSIONS

MODEL	WIDTH (mm)	HEIGHT (mm)	DEPTH (mm)
RAK-18NH6AS/RAK-18NH6A/RAK-25NH6A/ RAK-35NH6A/RAK-50NH6A	780	280	220

INDOOR UNIT INDICATORS



FILTER LAMP

When the device is operated for a total of about 200 hours, the FILTER lamp lights to indicate that it is time to clean the filter.

OPERATION LAMP

This lamp lights during operation. The OPERATION LAMP flashes in the following cases during heating.

(1) During preheating

For about 2–3 minutes after starting up.

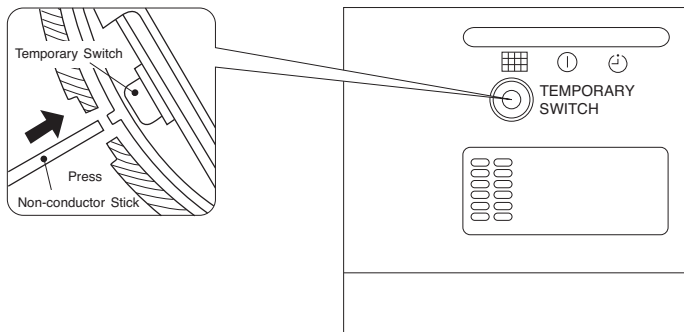
(2) During defrosting

Defrosting will be performed about once every one hour when frost forms on the heat exchanger of the outdoor unit, for 5–10 minutes each time.

TIMER LAMP

This lamp lights when the timer is working.

OPERATION INDICATOR



TEMPORARY SWITCH

Use this switch to start and stop when the remote controller does not work. [Use non-conductor stick (example: toothpick)]

- By pressing the temporary switch, the operation is done in previously set operation mode.
- When the operation is done using the temporary switch after the power source is turned off and turn on again, the operation is done in automatic mode.

